

GOVERNMENT
SUBSIDY AVAILABLE

APPROVED BY
GOVERNMENT



AN ISO : 9001 CERTIFIED COMPANY.

नई सोच-उत्तम तकनीक



RICO ITALY

Agriculture Mechanization Company



RAMSONS IMPEX

Website : www.ramsonsimpex.com

AN ISO : 9001 CERTIFIED COMPANY.

नई सोच-उत्तम तकनीक



Agriculture Mechanization Company

Mission

"Nai Soch Uttam Takneek"

"We Seek to be the Best and Most Competitive Agricultural Mechanization Company"

We want to give innovative equipments with best and latest technology of international standard to our customer, also to equip Indian Farmers, gardeners with best machines and make them ahead in this world. It is our constant endeavor to bring to our customers, state of the art machinery and agricultural implements to help farmers work easier.

USP

We have aggressive pricing to make products affordable to end consumer.

Products are tested by various Agricultural University and approvals under various state subsidy programme.

Vision

**"We are alive to mechanization,
We are alive to Future"**

We are growing company, based on the requirement of our dealers and new technology we keep on adding new product range.

We are proud to have one of the most versatile product range, we understand requirement of our customer to solve field issues. We believe in adopting to the changing environment, it help us design and develop the best in class agricultural machinery and also provide us the ability to bring precision in our machinery, which substantially benefit the farmers across the country.

We aim to develop rural economy through mechanization with innovative and latest technology through import and products developed in India . For the said purpose we have developed our own brand **"RICO ITALY"**

Power Weeder/ Rotary Weeder

RICO ITALY

Agriculture Mechanization Company

RI 500



RI 500 A



RI 500 H



Model	RI 500 (Petrol)	RI 500 A (Petrol)	RI 500 H DON (PETROL)
Engine type	single cylinder,vertical,4stroke, air-cooled,direct injection	single cylinder, vertical, 4stroke, air-cooled, direct injection	Single cylinder, vertical, 4 stroke, air-cooled, direct injection
Power (Hp/kw/cc)	4.9/208 cc	4.9/208 cc	4.9/223 cc
Fuel Tank	3.6 Ltr.	3.6 Ltr.	4.0 Ltr.
Transmission	Gear Drive	Gear Chain + Belt	Gear Drive
Starting system	Recoil	Recoil	Recoil
Tilling Width	900 mm	900 mm	1050mm
Tilling Depth	120 - 360 mm	> 100 mm	150-380 mm
Gear Shifting	2 Forward, 1 Reverse	2 Forward, 1 Reverse	2 Forward 1Reverse
Weight	80 Kg.	52 Kg.	125 Kg.
Dimension	1035 x 560 x 860 mm	840 x 460 x 660 mm	1630 x 1070 x1350 mm

Power Weeder/ Rotary Weeder

RICO ITALY

Agriculture Mechanization Company



Model	RI 500 J & JX (Diesel)
Engine type	single cylinder,vertical,4stroke, air-cooled,direct injection
Power (Hp/kw/cc)	4.9 / 408 cc
Fuel Tank	5.5 Ltr.
Transmission	Gear Drive
Starting system	Recoil/Electric
Tilling Width	1350 mm
Tilling Depth	150 - 380 mm
Gear Shifting	2 Forward, 1 Reverse
Weight	145 - 155 Kg.
Dimension	1035 x 560 x 860 mm

Model	RI 500 F & FX (Diesel)
Engine type	single cylinder,vertical,4stroke, air-cooled,direct injection
Power (Hp/kw/cc)	4.9 / 296 cc
Fuel Tank	3.6 Ltr.
Transmission	Gear Drive
Starting system	Recoil/Electric
Tilling Width	1050 mm
Tilling Depth	120 - 360 mm
Gear Shifting	2 Forward, 1 Reverse
Weight	115 - 125 Kg.
Dimension	1035 x 560 x 860 mm





RICO ITALY

Agriculture Mechanization Company

**RI 500 J
RT SIMBA**

Power Weeder/ Rotary Weeder



RI 300 G



RI 720+

RI 720 D+

Model	RI 300G
Engine type	Single cylinder, 4stroke, air-cooled, OHV25° inclined
Power (Hp/Kw/cc)	2/79 cc
Fuel Consumption	≥ 395 g/kw.h
Starting system	Recoil
Gear Shifting	1 Forward, 1 Reverse
Tilling Scope	330 - 520 mm
Fuel	Petrol

Model	RI 500J RT SIMBA
Engine type	Single cylinder, vertical, 4 stroke, air-cooled, direct injection
Power(Hp/3600rpm)	7.5
Fuel Tank	5.5 Ltr.
Transmission	Gear Drive
Starting system	Recoil
Tilling Width	1350 mm
Tilling Depth	150-380 mm
Ditching Depth	300 mm
Gears	3+1, Rear : 1+1
Weight	187 Kg.
Fuel	Diesel

Model	RI 720 +	RI 720 D+
Engine type	Single cylinder, 4stroke, vertical air-cooled, direct injection	Single cylinder, 4stroke, vertical air-cooled, direct injection
Power output	7 (Hp/3600 rpm)	6 (Hp/3600 rpm)
Fuel Tank	5.5 Ltr.	5.5 Ltr.
Starting system	Recoil	Recoil
Transmission	Gear + Chain	Gear + Chain
Gear Shifting	2 Forward + 1 Reverse	2 Forward + 1 Reverse
Tilling Scope	620 mm	620 mm
Tilling Depth	≥ 100 mm	≥ 100 mm
Fuel	Petrol	Diesel

Power Weeder/ Rotary Weeder



RI 740

RI 740 (Petrol)

Single cylinder, 4-stroke,
OHV 25° inclined, Air Cooled
4.9/ 270 cc Hp/Kw/cc
77x58 mm bore & Stroke
≤ 374 g/kw-h consumption
Starting - Recoil
450 - 720 mm tilling width
Gear 4 Forward, 3 Reverse
Wheel 10 x 5 inch

RI 740D



RI 740 D (Diesel)

single cylinder, vertical, 4-stroke,
air-cooled, direct injection
4.9/ 408 cc Hp/Kw/cc
86x72 mm bore & Stroke
≤ 282 g/kw-h consumption
Starting - Recoil / Electric
450 - 720 mm tilling width
Gear 4 Forward, 3 Reverse
Wheel 10 x 5 inch



RI-BCW



RI-MT 52

Mini Tiller

Model	RI 1BCW	RI MT 52
Engine	4 Stroke	2 Stroke
Displacement (cc)	35	52
Tillage Width (cm)	30	30
Tillage Depth (cm)	10 - 15	10 - 15
Fuel	Petrol	Petrol

Model	RI 300
Engine	4 Stroke
Power Output	3.5 Hp
Tilling Scope	600 mm
Tillage Depth	≥ 100 mm
Fuel	Petrol



RI 300

Power Weeder Attachments

RICO ITALY

Agriculture Mechanization Company

Plough



Reaper



Cultivator



Hal



M.B.
PLOW



Seed
Drill



Rake
Tiller



Reversible
M.B.
Plough



Power Weeder Attachments


RICO ITALY

Agriculture Mechanization Company



Seat



Paddy Wheel

Ridger



Trolley



Deep Tillage Blades



Iron Wheel



Power Weeder Attachments

RICO ITALY

Agriculture Mechanization Company

Leveler



Trencher with Hal



Cutter Bar



Snow Thrower



Rotary For Earthing





Agriculture Mechanization Company

Crop Reaper / Brush Cutter

Knapsack

RI 430 A	RI 431 A
air-cooled,2-stroke petrol	air-cooled,4-stroke petrol
power 1.2kw	power 0.75kw
Engine 43cc	Engine 35cc (GX 35)
Starting Manually	Starting Manually
Fuel tank 1.2L	Fuel tank 0.75L
Fuel Ratio 25:1	Fuel Pure Petrol
Wt. 8.5KGS/7.5KGS	Wt. 9.5KGS/8.5KGS



RI 430 A
RI 431 A

Also Available (RI 431 Prime)
& (RI 431 A Prime)

Crop Reaper / Brush Cutter

Side Pack

RI 430	RI 431
air-cooled,2-stroke petrol	air-cooled,4-stroke petrol
power 1.2kw	power 0.75kw
Engine 43cc	Engine 35cc (GX 35)
Starting Manually	Starting Manually
Fuel tank 1.2L	Fuel tank 0.75L
Fuel Ratio 25:1	Fuel Pure Petrol
Wt. 8.5KGS/7.5KGS	Wt. 9.5KGS/8.5KGS



RI 430
RI 431

Crop Reaper / Brush Cutter

RI 451

air-cooled, 4-stroke petrol
power 1.5kw / 7000 Rpm
Engine 50cc (GX 50)
Starting Manually
Fuel tank 0.80 L
Fuel Pure Petrol
Wt. 8.5KGS/7.5KGS
Side Pack

RI 451 A

air-cooled, 4-stroke petrol
power 1.5kw / 7000 Rpm
Engine 50cc (GX 50)
Starting Manually
Fuel tank 0.80 L
Fuel Pure Petrol
Wt. 9.5KGS/8.5KGS
knapsack



RI 451



RI 451 A

Brush Cutter Accessories



Rotary Harrow



2 T Blade



3 T Blade



4 T Blade



40 T Blade



80 T Blade




Diamond Blade



Saw



Rotary



Round Rotary



Tap & Go



Paddy Guard



Trimmer Line



Water Pump



Harvester / Chain Saw

RI 5800



RI 5800

air-cooled, 2-stroke petrol

2.4 Kw / 8500 r/min

Engine 58cc

Starting Manually

Bar Size : 20 -22"

Fuel 25 : 1

Max Speed = 10500 RPM

Chain : Oregon

PROFESSIONAL SERIES

RI 4500



RI 6200

Model:

RI-4500

RI-6200

Displacement:	45cc	61.5cc
Rated Power:	1.7kw/8000rpm	2.4kw/8500rpm
Bar Length:	16-18 "	22-24 "
Fuel Tank Capacity:	550ml	550ml
Oil Tank Capacity:	260ml	260ml
G.W./N.W.:	7.8/6.8kgs	8.4/7.4kgs
Chain:	Oregon	Oregon
Carburetor	Walbro	Walbro

Wool Clipper



RI PWC

Model	RI PWC
Voltage	220-240 V / 50 Hz
RPM	3600
Net Weight	1.9 Kgs.

Planter / Earth Auger

RI 5200 EA

RI 5200 EA

air-cooled, 2-stroke petrol
6500 r/min/ 1.25 Kw
Engine 52cc
Starting Manually
Size 75/100/150/200mm
Fuel 30 : 1



RI 6300 EA

air-cooled, 2-stroke petrol
6500 r/min
Engine 63cc
Starting Manually
Size 75/100/150/300mm
Fuel 30 : 1



RI 6300 EA

Mower / Lawn Mower

RI LM 18

air-cooled, 4-stroke petrol
3600 r/min/ 4 HP
Engine 139 cc
Self Propelled
Size 18"
Moving 25-75mm
Wt. 25kg/27kg



RI LM 18

RI LMM 20

3 HP Motor Single Phase,
2800 r/min
Self Propelled
Size 20"
Moving 25-75mm

RI LMM 20

Rotary Tiller Blades

Made with Special BORON Steel





Agriculture Mechanization Company

Wood Chipeer/ Shreder

RI 6070



Model	RI 6070	RI 6060
Chipping Capacity	70mm	70mm
Disc/Rotter Size	400x10mm	375x8mm
Knives	2	2
Wt.	90 Kg	54 Kg
Engine	6.5 Hp	6.5 Hp

RI 6060



Reaper Binder

गेहूँ एवं धान की कटाई व बंधाई करने वाला रीपर बाईन्डर



Tractor Reaper Binder

Overall Length	3460 mm
Overall Width	1900 mm
Reaping Width	1400 mm
Reaping Height	Adjustable
Capacity	4.5-5 Ha/H
Weight	385 Kgs.
PTO Shaft Rotation	540 (Max.)
Required Horse Power	35-45



Reaper Binder Rope



Self Propelled Reaper

Model	RI 2000
Engine	7 Hp Petrol / 6 Hp Diesel
Productivity	Approx. 2000 m ² /Hr.
Cutting Width	1200 mm / 4 Ft.



Power Trolly



Model
Engine
Transmission
Load Capacity

RI 710
6.5 Hp Petrol
3 Forward + 1 Reverse
300 Kg

RI 615
6.5 Hp Petrol
3 Forward + 1 Reverse
300 Kg

RI 720 PT
6.5 Hp Petrol
3 Forward + 1 Reverse
500 Kg



Agriculture Mechanization Company

Power Pruner



Model No.	RI F21
Cutting Diameter	25mm
Power Rating	14.4V
Weight	0.9 KG

Agricultural Engines



Petrol & Diesel Portable Engines 3HP, 6.5 HP, 7 HP, 9 HP

Model	RI 152F	RI 168F
Engine Horsepower	2.5	5.5
Displacement (cc)	97	163
Fuel	Petrol	Petrol



Snow Thrower

Engine	5.5 - 15 Hp
Width	560-770 mm
Intake Height	405-585 mm



Water Pumps



Petrol



Petrol



Water Pump High Head

Model	RIP 10	RIP 15	RIP 20	RIP 30	RIP 40	RIP 20HH	RIP 30HH
Displacement (cc)	97	97	163	163	389	163	389
Inlet & Outlet Size (mm)	25 x 25	40 x 40	50 x 50	80 x 80	100 x 100	50 x 50	80x80
Suction (mtr.)	6	6	7	7	7	7	7
Total Head (mtr.)	21	21	23	23	25	65	75
Fuel	Petrol	Petrol	Petrol	Petrol	Petrol	Petrol	Petrol




Diesel

Model	RID 20	RID 30	RID 40
Engine Horsepower	6	6	9
Inlet & Outlet Size (mm)	50 x 50	80 x 80	100 x 100
Suction (mtr.)	8	8	8
Total Head (mtr.)	26	26	26
Fuel	Diesel	Diesel	Diesel

Garden Sprayers



RI 18 EM



AVAILABLE IN : GRI 16E / GRI 16M/ GRI 16EM/ GRI 18EM / GRI 22E/GRI 22EM / GRI 30EM /GRI 30EMH

Model	GRI 16E	GRI 16EM	GRI 22EM	GRI 30EM	GRI18 EM (LILYPUT)
Speed (rpm)	3600	3600	3600	3600	3600
Flow rate (lpm)	07 - 19	07 - 19	14 - 22	25 - 35	18 - 28
Working Pressure (mpa)	1.5 - 2.5	1.5 - 2.5	1.5 - 2.5	1.5 - 2.5	1.5 - 2.5
Power (Hp)	2.5	2.5	5.5	5.5	3.0

ULV Sprayers

RI CF 20




Model	RI CF 20
Tank Capacity	20 Ltr.
Input Power	110 - 220 V
Flow Rate	0.3 Ltr. / min.
Drop Size	5 - 20 micron
Horizontal Range	10 mtr.
Weight	4.5 Kg.
Power	2.2 Kw. / 25000 Rpm

RI K95



Model	RI K95
Tank Capacity	5 Ltr.
Input Power	220 V
Suction	150 - 260 ml / min.
Weight	3.5 Kg.

HTP Sprayers



Model	RI 16	RI 22	RI 30	RI 50	RI 80	RI 120
Speed (rpm)	800 - 1200	800 - 1200	800 - 1000	800 - 1200	800 - 1000	800 - 1000
Flow rate (lpm)	17 - 19	14 - 22	33 - 40	33 - 44	55 - 65	103 - 116
Working Pressure (kg/cm ²)	20 - 45	20 - 45	20 - 45	20 - 45	20 - 45	20 - 45
Power (Hp) {Required}	1	2	3	5	7.5	7.5

Pressure Sprayers



Model	RI 280
Max. Pressure	6(Mpa)
Academic fluxing	13(L/min)
Power	1.3(Kw)
Speed	2800(rpm)



Model	RI-S6
Working Pressure	7-8 MPa
Max Flow	7 L/min
Motor Power	1200 W
Net Wt.	5.2 / 5.9 Kg.



Agriculture Mechanization Company

Mist Sprayer



Model	RI 708 MD
Tank	18 L
Engine	1E52F
Rated Power	3.8 kw
Rorating	6600r/min
Displacement	77cc

Mechanical Power Sprayers

Model	RI 708
Tank	20/25L
Engine	TU26 (2 Stroke)
Pressure	25-30 Ltrs.
Discharge	8 Lpm



Model	RI 708 4S
Tank	20/25L
Engine	4 Stroke
Pressure	25-30 Ltrs.
Discharge	8 Lpm

Diaphragm Pumps



Model	RI 708 4SH
Tank	20/25L
Engine	GX 35 (4 Stroke)
Pressure	25-30 Ltrs.
Discharge	8 Lpm

Model	RI GMF 20/30
R.P.M	550r/min
Flow	20/ 30/40/50/60/70L/min
Bar/psi	30/435

Sprayers

RICO ITALY

Agriculture Mechanization Company

Hand Operated

1.0 Ltr.

1.5 Ltr.

2.0 Ltr.



Manual Operated

RI 16B

Tank 16 Ltr.
HDPE



Battery Operated

RI BT16



RI BT M



RI BT P



Model	RI BT 16	RI BT M	RI BT P
Tank	16L	18L	18L
Battery	12V-8AH	12V-8AH	12V-12AH
Working Pressure	5-6 Kg. / cm ²	5-6 Kg. / cm ²	8-9 Kg. / cm ²
Discharge	2-3 Lpm	2-3 Lpm	5-6 Lpm

Battery Sprayer Mist Gun

RI BTMG



Mini Power Sprayer

Model	RI 768 DINKY
Engine	GX 35 (4 Stroke)
Pressure (mpa)	1.5 - 2.5
Net Weight (kg)	13.5
Flow Rate (LPM)	25-35
Pump	Brass



Model	RI 768 4SH
Engine	GX 35(4 Stroke)
Pressure (mpa)	1.5 - 2.5
Net Weight (kg)	8/9
Flow Rate (LPM)	25-35
Pump	Brass



Mechanical Fogging Sprayer



Model	RI FMW
Spraying Volume	15-40 Ltr. / Hr.
Fuel	Petrol
Aerosol	Diesel or Other
Power Supply	Dry Batt. 2x1.5
Oil Consumption	1 Ltr/Hr.
Tank Capacity	16 Ltr.

Model	RI MN 45
Product	Mini Fogger
Fuel	Butane 220gm Gas
Aerosol	Diesel
Weight	1.8 Kg.
Tank Capacity	2.5 Ltr.



Sprayer Accessories



Hi Pressure Gun



**High Pressure
Hose Pipe**

8.5 / 10.00 / 12.00 mm



**Hose Pipe Clamping
Machine**

Multicrop Thresher



RI 916

Model	RI 916	PRI 1324
Size	9 x 16	13 x 24
Usage	Wheat, Gram, Pulses, Millets	Wheat, Gram, Pulses, Millets
Output	60-120 kg/hr.	150-200 kg/hr.
Power Required	2 H.P.	3 H.P.
Spl. Design for	Hilly Areas	Hilly Areas

Tractor Power Sprayer

RICO ITALY

Agriculture Mechanization Company

RI 152T



GRI 22EMT



RI 500
PTS



RI 1000
TS



Model	RI 152 T	GRI 22 EMT
Tank Capacity	100 Ltrs.	220 Ltrs.
Pump & Engine	RI 16EM (RI 152 Engine)	RI 22 EM (RI 168 Engine)

Model	RI 500 PTS	RI 1000 TS
Tank Capacity	500 Ltrs.	1000 Ltrs.
Pump	HTP 30	HTP 50
Flow Rate	30 - 35 Ltr./ Min.	50 Ltr./ Min.
Hose Pipe	100 mtr. (10 mm)	100 mtr. (10 mm)
Tank Material	HDPE	HDPE

RI 2000
TS

Model	RI 2000 TS
Tank Capacity	2000 Ltrs.
Pump	HTP 80
Flow Rate	80 Ltr./ Min.
Hose Pipe	100 mtr. (10 mm)
Tank Material	HDPE



Flour Mill



RICO ITALY

Agriculture Mechanization Company

**ATTA
CHAKKI +
GRINDER**

Model	RI PLATUNUM	RI PLATUNUM PLUS
Power	2.0 Hp	3.0 Hp
Body	M.S.	M.S.
Motor	100% Copper, 250v 2800 Rpm, Single Phase	100% Copper, 250v 2800 Rpm, Single Phase

Model	RI RADIUM	RI RADIUM PLUS
Power	2.0 Hp	3.0 Hp
Body	Stainless Steel	Stainless Steel
Motor	100% Copper, 250v 2800 Rpm, Single Phase	100% Copper, 250v 2800 Rpm, Single Phase

GRAVY MACHINE



Model	RI COPPER	RI SILVER	RI GOLD	RI DIAMOND
Power	1.0 Hp	2.0 Hp	3.0 Hp	5.0 Hp
Body	Stainless Steel	Stainless Steel	Stainless Steel	Stainless Steel
Motor	100% Copper, 250v 2800 Rpm, Single Phase	100% Copper, 250v 2880 Rpm, Single Phase	100% Copper, 250v 2880 Rpm, Single Phase	100% Copper, 250v, 2880 Rpm, Single Phase/Three Phase

Flour Mills

RICO ITALY

Agriculture Mechanization Company



RI LIBA



RI 1M
ATTA



RI 5M
ATTA

Model	RI LIBA	RI 1M ATTA
Power	1.0 Hp	2.0 Hp
Power Consumption	.75 units / hr.	1.8 units / hr.
Production Capacity	7 - 10 Kg./hr.	20 - 25 Kg./hr.
Motor	100% Copper, 250v 2800 Rpm, Single Phase	100% Copper, 250v 2880 Rpm, Single Phase

Model	RI 3M ATTA	RI 5M ATTA
Power	3.0 Hp	5 Hp
Power Consumption	2.5 units / hr.	3.75 units / hr.
Production Capacity	30 - 35 Kg./hr.	50 - 100 Kg./hr.
Motor	100% Copper, 250v 2880 Rpm, Single Phase	100% Copper, 250v2880 Rpm, Single Phase/Three Phase



Paddy Thresher

RI MT 30

Semi Automatic 1.8 Hp
Single Phase Motor



Semi Automatic
2.0 Hp
Production :
600 Kg./hr.
Suitable for all kind of
grass & Straw

RI 9Z P

Maize Thresher

Semi Automatic 1.8 Hp
Single Phase Motor
Production : Approx. 1500 kg./hr.



RI PT 50

Chaff Cutter



Rice cum Flour Mill (2 in 1)

Model	RI -RF 86
Motor	3 Hp
Production(Rice Mill)	> _180 Kg/h
Production(Flour Mill)	> _250 Kg/h
Spindle Speed (Rice Mill)	1600 rpm
Spindle Speed (Flour Mill)	4800 rpm
Chamber Dia	220 mm

Rice Mill



RI 6N 40

Model	RI 6N 40
Motor	3 Hp Single Phase
Rotar Speed	1600 rpm
Rotar Diameter	40
Application	Rice, Corn, Wheat, Coffee, Millet,

Auth. Dealer :

RAMSONS IMPEX

Website : www.ramsonsimpex.com



Like : @Ramsons Impex



Subscribe : RICOITALY